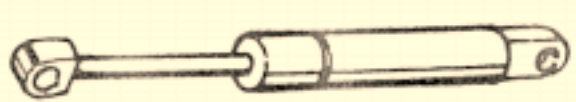



MOLLE A GAS



CODICE PART. NO.	ADATTABILE OE. - NR.	MODELLO APPLICATION	A=Ant. P=Post. A=Front P=Rear	Lungh. Aperta Extended Length	Lungh Corsa Stroke	Forza Force (Newton)
-----------------------------	---------------------------------	--------------------------------	--	--	-----------------------------------	-------------------------------------

ALFA ROMEO

AP002	60502523	33 BERLINA 82>87	P	565	230	210
AP003	60567399	33 BERLINA 90>	P	550	230	360
AP008	60505771	33 S.W.	P	550	230	230
AP005	60567794	145 Dal "94 >	P	310	109	550
AP006	60604823	146 Dal "94 >	P	522	207	400
AP013	46771551	147	P	435	180	370
AP007	60604174	155	A	673	280	230
AP010	60540532	155	P	280	99	500
AP011	60651067	156 BERLINA	P	264,5	89	370
AP014	60664833	156 S.W.	P	348	130	620
AP015	60680087	159 BERLINA	P	290	105	380
AP016	60683933	159 S.W.	P	250	82	1100
AP001	60558222	164 "87 >	A	616	243	240
AP009	60591762	164 FL Dal "92 >	P	279	97	430
AP012	60622424	166	P	280	146,5	390

AUDI

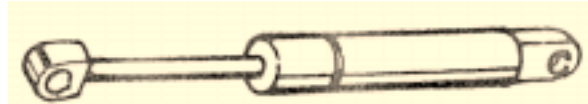

AP050	893827552	AUDI 80/90 Dal "86 >	P	305	110	480
AP051	8A9827552D	AUDI 80 AVANT 92>	P	580	205	500
AP052	4A5827552	100 - 200	P	808	320	280
AP053	8D0823359	A4 - A3 ANTERIORE	A	720	307	290
AP054	3B5827550	A4 BERLINA 94>04	P	280	100	470
AP055	8D9827552	A4 AVANT-A3 94>04	P	500	211	420
AP058	8E9827552E	A4 DAL 04> AVANT	P	470	200	530
AP059		A4 DAL 04> BERLINA	P			
AP056	4B9827552A	A6 94>98 AVANT	P	645	275	450
AP057	4B9827552A	A6 98> AVANT	P	500	210	635

AUTOBIANCHI

AP100	4484653	A 112	P	362	135	190
AP101	60617400	Y 10	P	598	248	160



MOLLE A GAS



CODICE PART. NO.	ADATTABILE OE. - NR.	MODELLO APPLICATION	A=Ant. P=Post. A=Front P=Rear	Lungh. Aperta Extended Length	Lungh. Corsa Stroke	Forza Force (Newton)
-----------------------------	---------------------------------	--------------------------------	--	--	------------------------------------	-------------------------------------

BMW

AP156	51247060622	SERIE 1	P	410	175	400
AP150	51244212802	SERIE 3 83>98	P	255	95	350
AP152	51244212802	SERIE 3 98>04 BERL.	P	349	111	300
AP154	51247127875	SERIE 3 98>04 S.W.	P	545	210	450
AP153		SERIE 3 2005>BERL.	P	370	130	320
AP155	51248220072	SERIE 5 95>04 S.W	P	245	83	560
AP151	51238202688	SERIE 7 76>87	P	500	200	270
AP880	41626801258	NUOVA MINI	P	495	200	330

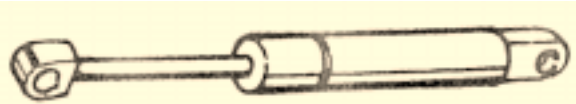

CITROËN

AP200	95588254	VISA "78 >	P	600	-	500
AP201	95631956	AX	P	545	218	300
AP202		XM "90	P	840	-	395
AP203	96027543	ZX Berlina	P	600	250	383
AP204	873194	ZX S.W.	P	540	213	520
AP205	8731C0	SAXO	P	610	240	355
AP206	873197	XANTIA Berl. "93 >	P	600	235	590
AP208	8731A8	XANTIA S.W. "93 >	P	593	256	480
AP209	8731E3	XSARA	P	626	250	360
AP210	8731F1	XSARA PICASSO	P			
AP211	8731L0	C 1	P	555	228	305
AP212	8731H8	C 2	P	460	185	380
AP213	8731K9	C 3	P	450	170	420
AP214		C 4 2005>3 PORTE	P			
AP215		C 4 2005>5 PORTE	P			
AP216	8371F1	C 4 PICASSO 99>	P	650	252	370
AP217	8731F5	C 5 BERLINA	P			
AP218	8731F4	C 5 S.W.	P			
AP219		C 8	P			
AP207	8731EO	BERLINGO	P	698	258	660

DAEWOO

AP298	96314606	MATIZ	P	492	197	605
AP299	96306833	NUBIRA S.W.	P	452	183	560

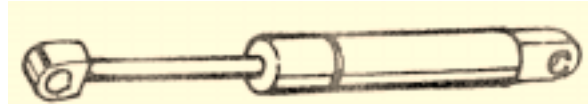

MOLLE A GAS



CODICE PART. NO.	ADATTABILE OE. - NR.	MODELLO APPLICATION	A=Ant. P=Post. A=Front P=Rear	Lungh. Aperta Extended Length	Lungh Corsa Stroke	Forza Force (Newton)
-----------------------------	---------------------------------	--------------------------------	--	--	-----------------------------------	-------------------------------------

FIAT

AP250	4297742	127 (1° e 2° serie)	P	549	220	350
AP264	4426871	127 CL (Resty) 3° Serie	P	600	250	180
AP261	4405569	132 (Gls - Diesel)	P	256	90	320
AP256	4392130	RITMO Fino "85	P	600	250	360
AP257	5975342	RITMO "86 >	P	600	251	200
AP255	5981660	REGATA S.W.	P	542	210	300
AP259	5993542	UNO dal "83 > al "88	P	600	250	410
AP262	7636049	UNO "89 - Resty.	P	567,5	220	280
AP258	-	TIPO 1° SERIE	P	595	-	310
AP263	7671700	TIPO "93 >	P	584	234	270
AP253	4483658	PANDA "82 >"85/126 BIS	P	550	204	240
AP254	7550172	PANDA "86 >Supernova	P	550	267	390
AP282	46827091	NUOVA PANDA 2003	P	500	210	280
AP260	7606304	TEMPRA Berlina	P	630	265	330
AP267	-	TEMPRA S.W.	P	630	-	330
AP252	82429686	CROMA	P	500	185	510
AP280	51734960	CROMA 2005	P	620	300	440
AP251	46453503	CINQUECENTO/SEICENTO	P	569	235	210
AP268	7774707	BRAVO	P	469	188	350
AP269	7769737	BRAVA	P	520	189	350
AP271	46420780	MAREA S.W.	P	506	210	420
AP272	7516691	DUNA Weekend	P	525	211	520
AP274	46524047	PALIO Weekend	P	585	239	480
AP265	7734566	PUNTO dal "93 > al "99	P	445	173	300
AP275	46744596	PUNTO "99 3 P	P	473	179	330
AP276	46524678	PUNTO "99 5 P.	P	456	156	380
AP283	51778432	GRANDE PUNTO 05>	P	435	175	350
AP277	46784994	STILO 3 PORTE	P	440	185	460
AP278	46784995	STILO 5 PORTE BERL.	P	507	220	380
AP284	51716996	STILO S.W.	P	600	220	850
AP270	9626493880	ULYSSE	P	627	282	630
AP285	1489342080	ULYSSE 2003>	P	630	240	505
AP286		SEDICI 2006>	P	445	160	420
AP281	46830389	IDEA 2003	P	460	200	480
AP279	46824070	DOBLO'	P	865	358	370
AP266	4424045	DUCATO	P	805	350	400
AP273	46514867	MULTIPLA	P	507	206	520



CODICE PART. NO.	ADATTABILE OE. - NR.	MODELLO APPLICATION	A=Ant. P=Post. A=Front P=Rear	Lungh. Aperta Extended Length	Lungh. Corsa Stroke	Forza Force (Newton)
-----------------------------	---------------------------------	--------------------------------	--	--	------------------------------------	-------------------------------------

FORD

AP303	1637862	SIERRA Berlina	P	495	180	450
AP302	6152828	SIERRA S.W.	P	486	206	500
AP300	1637868	FIESTA dal "84 > al "88	P	613	259	380
AP306	6965595	FIESTA dal "89 > al "95	P	568	225	645
AP308	1008277	FIESTA dal "96	P	577	242	325
AP319		FIESTA 02>06	P	575	280	620
AP317	1251915	FIESTA 2006 3/P	P	625	245	575
AP318	1224731	FIESTA 2006 5/P	P	600	200	440
AP320		FUSION 2003>	P	550	225	500
AP301	6164002	ESCORT RX3	P	575	225	410
AP305	6900216	ESCORT Berlina	P	575	225	310
AP311	1075742	ESCORT S.W. T.T.	P	533	223	400
AP304	1020155	MONDEO Berl.>01	P	552	225	515
AP309	6934502	MONDEO S.W.>01	P	485	192	630
AP315	6152828	MONDEO 2001 BERL.	P	310	110	550
AP316	1020155	MONDEO 2001 S.W.	P	550	225	515
AP310	1025425	KA	P	447	185	310
AP312	1074368	FOCUS Berl. 98>03	P	466	145	655
AP313	1093705	FOCUS S.W. 98>03	P	515	220	550
AP321	1321021	FOCUS 04>BERLINA	P	485	220	530
AP322	1349309	FOCUS 04> S.W.	P	580	275	420
AP323		FOCUS C-MAX 2004>	P	560	250	460
AP324		S-MAX	P			
AP314	47212	GALAXY	P	593	212	775

HONDA

AP480	04741SAA010	JAZZ	P	415	160	500
-------	-------------	------	---	-----	-----	-----



HYUNDAI

AP850	8177002010	ATOS	P	597	235	360
AP851	817701C001	GETZ 2002>	P	483	190	370

INNOCENTI

AP500	6053471004	MINI "90-120/MINI 3	P	520	205	230
-------	------------	---------------------	---	-----	-----	-----

MOLLE A GAS



CODICE PART. NO.	ADATTABILE OE. - NR.	MODELLO APPLICATION	A=Ant. P=Post. A=Front P=Rear	Lungh. Aperta Extended Length	Lungh Corsa Stroke	Forza Force (Newton)
-----------------------------	---------------------------------	--------------------------------	--	--	-----------------------------------	-------------------------------------

LADA

AP350	21216308015	SAMARA	P	455	175	350
AP351	21086308015	NIVA	P	435	172	280

LANCIA

AP401	82336687	DELTA dal "82 > al "93	P	505	150	430
AP404	46433702	DELTA dal "93	P	365	138	660
AP400	82437256	DEDRA Berlina	P	266	90	450
AP406	46725028	DEDRA S.W.	P	526,5	202	380
AP405	5893902	THEMA S.W.	P	598,5	250	380
AP402	4642507	KAPPA Berlina	P	280	126,5	500
AP403	46309135	KAPPA S.W.	P	567	207	410
AP408	46428438	LYBRA Berlina	P	291,5	102,2	380
AP409	46453835	LYBRA S.W.	P	383,5	132	560
AP407	7792951	Y dal "96 >	P	485	181	320
AP410	46817935	LANCIA Ypsilon 03>	P	480	190	420
AP270	9630698380	ZETA	P	627	270	630
AP411	468330389	MUSA 2004>	P	460	200	480
AP412	1489342080	PHEDRA 02>	P	630	240	505

MERCEDES

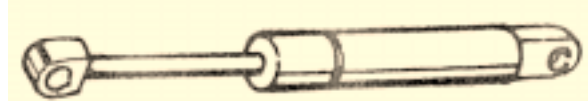

AP550	-	W 201 dal "82 > al "85	P	785	-	280
AP551	1249800164	200 - 250 S.W.	P	275	90	1780
AP552	689800164	CLASSE A 98>05	P	540	222	400
AP553	1697400045	CLASSE A 05>	P	500	200	430
AP554		CLASSE C 00>BERL.	P			
AP555	2037400045	CLASSE C 00>S.W.	P	510	220	470
AP556		VITO 96>	P			

NUOVA MINI

AP880	41626801258	MINI 2001>	P	495	200	330
-------	-------------	------------	---	-----	-----	-----



MOLLE A GAS



CODICE PART. NO.	ADATTABILE OE. - NR.	MODELLO APPLICATION	A=Ant. P=Post. A=Front P=Rear	Lungh. Aperta Extended Length	Lungh. Corsa Stroke	Forza Force (Newton)
-----------------------------	---------------------------------	--------------------------------	--	--	------------------------------------	-------------------------------------

NISSAN

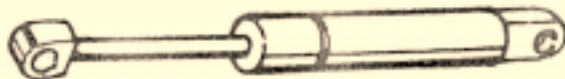

AP599	904514F111	MICRA "92>03	P	547	255	280
AP598	90450AX610	MICRA 2003>	P	500	203	360
AP597		NOTE	P			

OPEL

AP603	132717	CALIBRA	P	570	185	420
AP604	132716	VECTRA "88	P	475	195	560
AP620	13241974	VECTRA 02>BERLINA	P	475	180	625
AP621	13101335	VECTRA 02>S.W.	P	575	245	570
AP601	132721	ASTRA 91>98 Berlina	P	595	235	350
AP602	132720	ASTRA 91>98 S.W.	P	513	193	550
AP611	132677	ASTRA 98>03 Berlina	P	538	230	430
AP612	132739	ASTRA 98>03 S.W.	P	567	230	500
AP618	13220159	ASTRA 04>3P BERLI.	P	480	195	340
AP615	24463829	ASTRA 04>5P BERLI.	P	422	160	450
AP616	13122695	ASTRA 04>5P S.W.	P	475	190	570
AP608	132704	KADETT Berlina	P	535	220	440
AP607	132711	KADETT S.W.	P	700	338	370
AP605	132712	CORSA dal"84	P	615	255	610
AP606	132724	CORSA "93 3 porte	P	540	210	370
AP610	132725	CORSA "93 5 porte	P	565	230	360
AP613	132739	CORSA 00>06 3/5 P	P	470	202	350
AP614	132670	CORSA 2006>3/5 P	P			
AP609	132726	TIGRA	P	828	325	355
AP617	132742	ZAFIRA FINO AL 05	P	475	195	550
AP622	13128579	ZAFIRA DAL 2005>	P	505	200	610
AP619	152598834	MERIVA 04>	P	538	205	520

MOLLE A GAS

cra

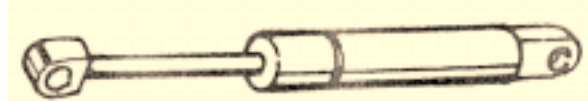



CODICE PART. NO.	ADATTABILE OE. - NR.	MODELLO APPLICATION	A=Ant. P=Post. A=Front P=Rear	Lungh. Aperta Extended Length	Lungh Corsa Stroke	Forza Force (Newton)
-----------------------------	---------------------------------	--------------------------------	--	--	-----------------------------------	-------------------------------------

PEUGEOT						
AP650	8731C4	106	P	600	235	310
AP660	8731L0	107	P			
AP651	8731E2	205	P	610	310	340
AP655	8731E6	206	P	521	221	360
AP661	8731G5	206 S.W.	P	575	220	535
AP665		207 3/5 PORTE	P			
AP653	873193	306 5 porte	P	600	258	300
AP654	8731E1	306 S.W.	P	270	624	400
AP659	792515	307 BERLINA	P	440	170	440
AP662	8731F8	307 S.W.	P	500	210	635
AP652	873183	405 S.W.	P	420	165	700
AP656	8731A7	406 Berlina	P	493	205	230
AP657	8731C5	406 S.W.	P	558	211	550
AP664	8731K4	407 BERLINA	P	320	100	470
AP663	8731J6	407 S.W.	P	375	140	615
AP270	8731C1	806	P	627	282	630
AP666		1007	P			
AP658	8731E0	RANCH	P	698	258	660



MOLLE A GAS



CODICE PART. NO.	ADATTABILE OE. - NR.	MODELLO APPLICATION	A=Ant. P=Post. A=Front P=Rear	Lungh. Aperta Extended Length	Lungh. Corsa Stroke	Forza Force (Newton)
-----------------------------	---------------------------------	--------------------------------	--	--	------------------------------------	-------------------------------------

RENAULT

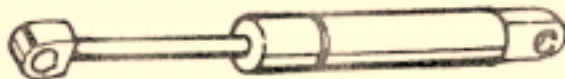

AP704	7700818237	R 19	P	500	200	460
AP700	7700811570	R 19 CHAMADE	P	310	90	650
AP701	7700839808	R 21 NEVADA	P	485	177	645
AP702	7700756056	SUPERCINQUE	P	700	297	290
AP709	7700838612	MEGANE >02 BERL.	P	440	170	480
AP717	8200051750	MEGANE 03>BERL.	P	418	165	500
AP718	8200119498	MEGANE 03>S.W.	P	545	225	505
AP712	7700434465	SCENIC 96>	P	593	256	515
AP719	8200377789	SCENIC 03>	P	520	180	665
AP707	7700842152	LAGUNA Berlina >01	P	595	220	500
AP708	7700838005	LAGUNA S.W. >01	P	475	175	625
AP715	8200000902	LAGUNA 01>BERL.	P	513	217	535
AP716	800005963	LAGUNA 01 S.W.	P	535	235	455
AP711	7700303186	KANGOO	P	691	300	630
AP703	7700800311	CLIO dal "90 > al "98	P	473	169	390
AP710	7700842256	CLIO "98>04	P	414	175	340
AP713	8200299545	CLIO 2005>	P	450	175	385
AP714		MODUS 2004>	P			
AP706	6025106762	ESPACE	P	535	200	530
AP705	7700815135	TWINGO	P	453	159	740

SMART

AP801/D	-	SMART T.T.	P	305	120	130
---------	---	------------	---	-----	-----	-----

MOLLE A GAS

cra



CODICE PART. NO.	ADATTABILE OE. - NR.	MODELLO APPLICATION	A=Ant. P=Post. A=Front P=Rear	Lungh. Aperta Extended Length	Lungh Corsa Stroke	Forza Force (Newton)
-----------------------------	---------------------------------	--------------------------------	--	--	-----------------------------------	-------------------------------------

SEAT

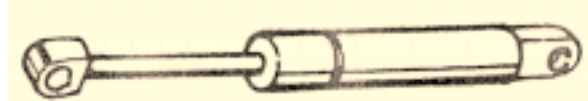

AP740	SE021526200A	IBIZA dal "85 > al"93	P	696	278	220
AP741	6K6827550	IBIZA dal"94>01	P	525	225	320
AP742	6L6827550B	IBIZA 2002>	P	510	210	470
AP314	7M0827550F	ALHAMBRA	P	593	212	775
AP743	1M6827550A	LEON 2000>	P	500	200	450
AP744	8L08233599	AROSA 2000>	P	500	210	350
AP747	1L0827550A	TOLEDO 91>98	P	515	200	500
AP745	1M5827550B	TOLEDO 1999>	P	280	100	500
AP746	5P0827550A	ALTEA 2004>	P	500	210	420

SKODA

AP900	6U0827551	FELICIA	P	528	220	450
AP901	1U9827550A	OCTAVIA S.W.	P	407	166	550
AP902	6Y0827550A	FABIA	P	465	180	600

TOYOTA

AP380	6895009280	AYGO	P			
AP381	6895059025	YARIS FINO >06 DS.	P	505	205	265
AP382	6896059025	YARIS FINO >06 SN.	P	505	205	265
AP383	689500D020	YARIS 06>DESTRA	P	435	170	370
AP384	689500D010	YARIS 06>SINISTRA	P	435	170	370
AP385	6896005050	AVENSIS S.W.	P	455	190	600
AP386		COROLLA S.W.	P			
AP387		COROLLA VERSO	P			

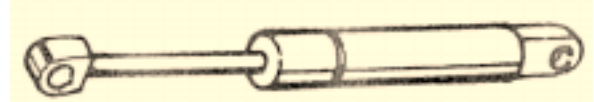



CODICE PART. NO.	ADATTABILE OE. - NR.	MODELLO APPLICATION	A=Ant. P=Post. A=Front P=Rear	Lungh. Aperta Extended Length	Lungh. Corsa Stroke	Forza Force (Newton)
-----------------------------	---------------------------------	--------------------------------	--	--	------------------------------------	-------------------------------------

VOLKSWAGEN

AP763	867827550D	POLO dal "84 al"90	P	420	165	300
AP764	867827539A	POLO dal "90 al"96	P	515	225	550
AP770	6N0827550A	POLO dal"96 > al"99	P	430	177	330
AP771	1J6827550	POLO dal 99>01	P	-	-	-
AP775		POLO 01>05	P	500	210	500
AP776		POLO 2005>	P			
AP765	331827550C	PASSAT dal "89	A	704	324	280
AP766	321827550J	PASSAT dal "89 Berlina	P	549	-	350
AP767	3A9827550	PASSAT dal "89 Variant	P	570	240	380
AP772	8D5827552F	PASSAT 97>05 BERL.	P	279	100	460
AP773	1J6827550	PASSAT 97>05 S.W.	P	501	210	500
AP779		PASSAT 06>BERLINA	P			
AP780		PASSAT 06>S.W.	P			
AP760	171827550A	GOLF dal "84 > al "87	P	500	185	470
AP761	191827550B	GOLF dal "88 > al "91	P	500	210,5	310
AP762	1H6827550A	GOLF dal "92 > al "98	P	502	210	300
AP769	1J6827550	GOLF dal"98	P	501	210	500
AP777		GOLF 5 DAL 2004>	P	460	190	535
AP778		TOURAN	P			
AP774	8L0823359	LUPO 2000>	P	500	210	350
AP768	701829331F	TRANSPORTER	P	515	215	540
AP314	7M0827550F	SHARAN	P	593	212	775

MOLLE A GAS



CODICE PART. NO.	ADATTABILE OE. - NR.	MODELLO APPLICATION	A=Ant. P=Post. A=Front P=Rear	Lungh. Aperta Extended Length	Lungh Corsa Stroke	Forza Force (Newton)
-----------------------------	---------------------------------	--------------------------------	--	--	-----------------------------------	-------------------------------------

VOLVO						
AP800	-	740 - 760	P	369	-	290
AP801	3458557	480	P	535	230	200
AP802	30803472	VOLVO V40	P	603	282	320
ATTACCHI						
AO	ATTACCO A OCCHIELLO					
ASP	ATTACCO A SFERA PICCOLA					
ASG	ATTACCO A SFERA GRANDE					